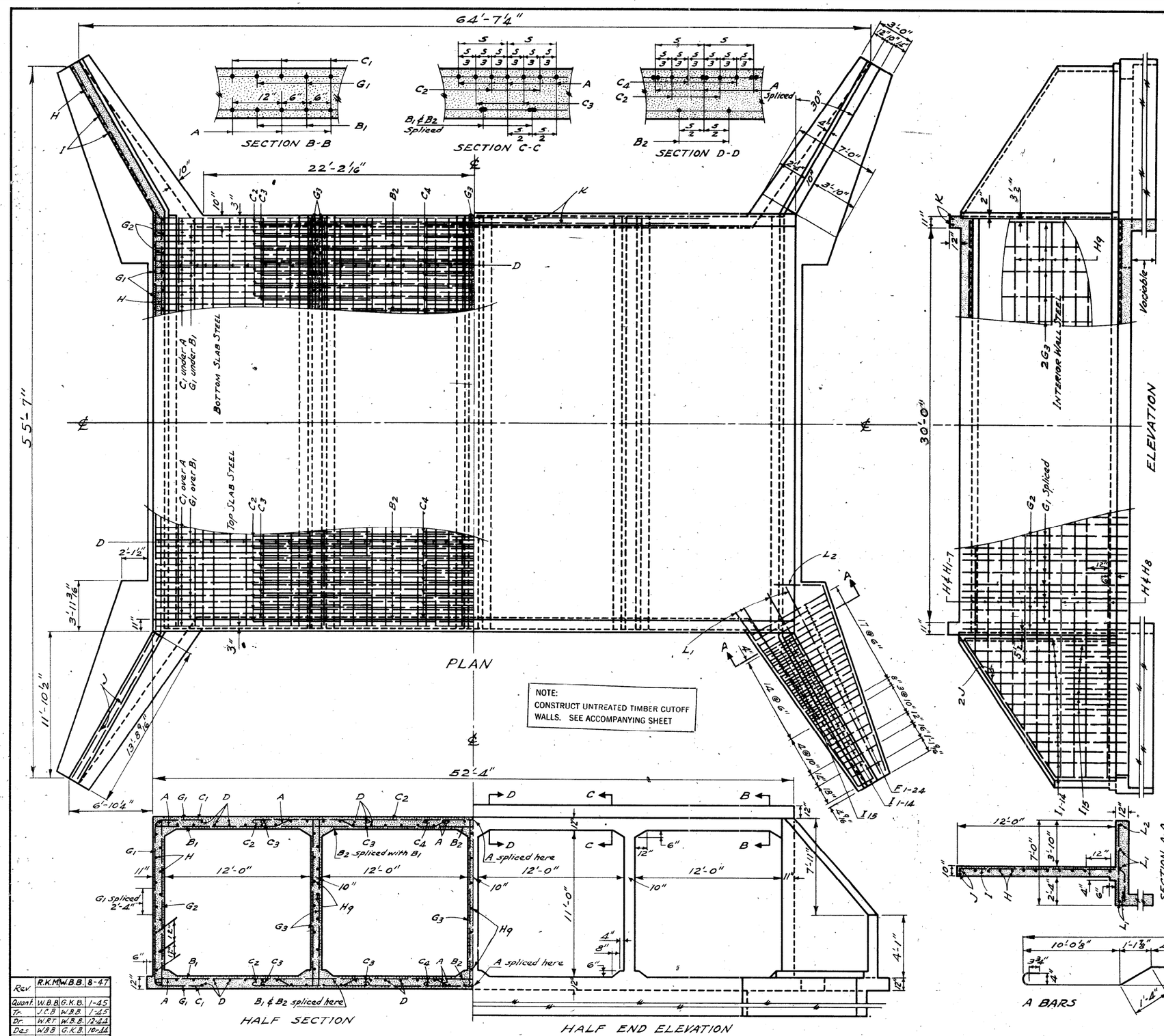

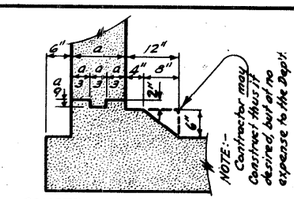

CONSTRUCTION JOINT DETAIL
(Make Interior Wall Joints Similar)

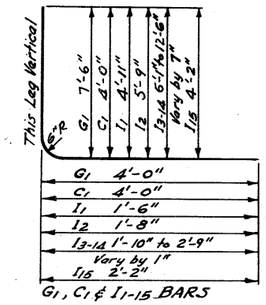

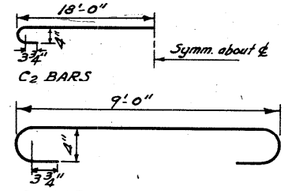

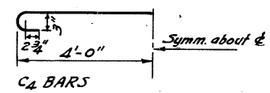



FED. ROAD DIST. NO.	STATE	COUNTY	DOCKET NO.	ROUTE NO.	SHEET NO.	TOTAL SHEETS
14	S.C.	Richland	40.245	48	22	71

STEEL SCHEDULE

Mark	No.	Size	Length	Spacing	Location
A	128	5/8" ϕ	30'-4"	12" c to c	T & B Slabs
B1	124	7/8" ϕ	16'-7"	"	"
B2	62	1/2" ϕ	24'-10"	"	"
C1	128	5/8" ϕ	7'-9"	"	Corners
C2	62	5/8" ϕ	37'-4"	"	T & B Slabs
C3	124	3/4" ϕ	10'-4"	"	"
C4	62	1/2" ϕ	9'-0"	"	"
D	96	1/2" ϕ	3'-2"	As Shown	"
F1 TO F6	4 ea.	1/2" ϕ	3'-0" to 4'-3" Vary by 3"	"	Wing Footings
F7 TO F24	4 ea.	5/8" ϕ	4'-4" to 7'-2" Vary by 2"	"	" "
G1	124	5/8" ϕ	11'-3"	12" c to c	S.W. & Corners
G2	42	1/2" ϕ	12'-8"	18" c to c	Side Walls
G3	126	1/2" ϕ	12'-8"	18" c to c each face	Interior Walls
H	22	1/2" ϕ	23'-0"	12" Stagg'd	S. Walls & Wings
H1 TO H7	2 ea.	1/2" ϕ	15'-4" to 36'-4" Vary by 3'-6"	"	" "
H8	8	1/2" ϕ	38'-0"	"	" "
H9	33	1/2" ϕ	3'-2"	"	Interior Walls
I1	4	1/2" ϕ	6'-2"	As Shown	Wings
I2	4	1/2" ϕ	7'-2"	"	"
I3 TO I14	4 ea.	5/8" ϕ	7'-8" to 15'-0" Vary by 8"	"	"
I15	28	5/8" ϕ	6'-1"	"	"
J	8	5/8" ϕ	18'-0"	"	"
K	4	1" ϕ	38'-6"	"	Headwalls
L1	16	1/2" ϕ	17'-6"	"	Wing Footings
L2	4	1/2" ϕ	20'-0"	"	" "

TOTAL QUANTITIES

CLASS "A" CONCRETE	214.26 C. Yds.
REINFORCING STEEL	23,445 LBS.
Concrete P.F.L. Barrel	5.8519 C. Yds.
Concrete P.F.D. Cut-off Wall (1 end)	2.3805 C. Yds.
Excava. P.F.D., P.F.L. Barrel	2.1235 C. Yds.

NOTES:-

Design Specifications:- "Standard Specifications for Highway Bridges," A.A.S.H.O. 1941 (except fs) fs = 20,000 #/in.² fc = 1,000 #/in.², n = 10, v = 90 #/in.², u = 185 #/in.², H15 loading and 10' (max.) earth fill.

All concrete shall be class "A".

Chamfer all exposed edges ¾".

Center of main reinforcing steel shall be placed 2" from the surface of the concrete. Structural grade reinforcing steel not permitted.

Depth of cut-off walls shall be determined by the Engineer and quantities added to those shown.

Construction joints to be made between both top and bottom slabs and walls.

SEE SPECIAL PROVISIONS REGARDING WEEP HOLES AND FRENCH DRAINS

S. C. STATE HIGHWAY DEPARTMENT
COLUMBIA

CONCRETE CULVERT

REINFORCED BOX TYPE
QUADRUPLE 12'x11'x30'-0"

STA. NO. 810+70

S.C. DOCKET NO. 40.245 Richland COUNTY

ROUTE NO. 48 DATE 8-47

B 4.1211

Rev.	R.K.M.	W.B.B.	8-47
Quant.	W.B.B.	G.K.B.	1-45
Tr.	J.C.B.	W.B.B.	1-45
Dr.	W.R.T.	W.B.B.	12-44
Des.	W.B.B.	G.K.B.	10-44
	By	Checked	Date