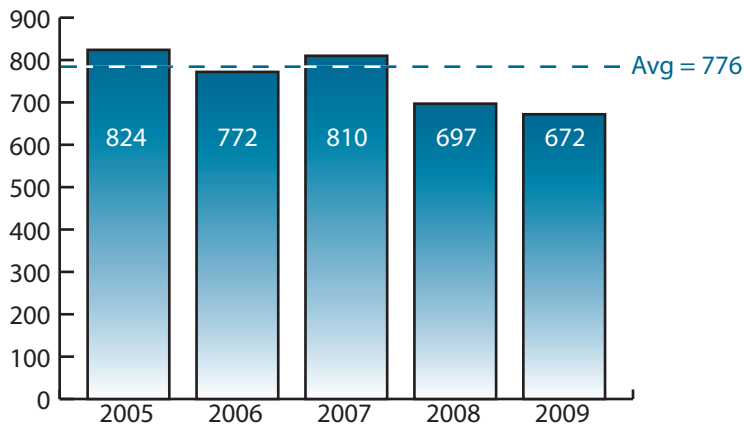


SOUTH CAROLINA MONTHLY TRAFFIC FATALITY REPORT

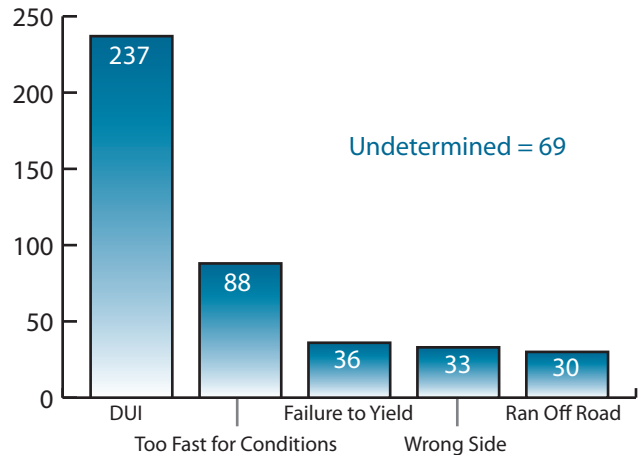
September 2009 (All data is preliminary)

2005 - 2009 Fatality Comparison through September



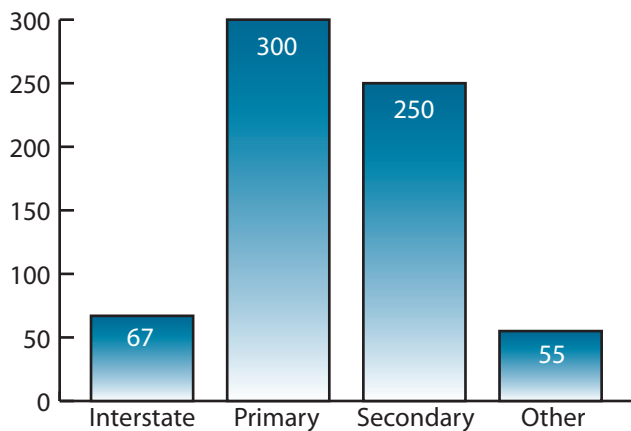
Fatalities through September 2009 are more than 100 below the previous 4-year average and 25 below the same period in 2008.

Top Probable Causes (Sep. 2009)



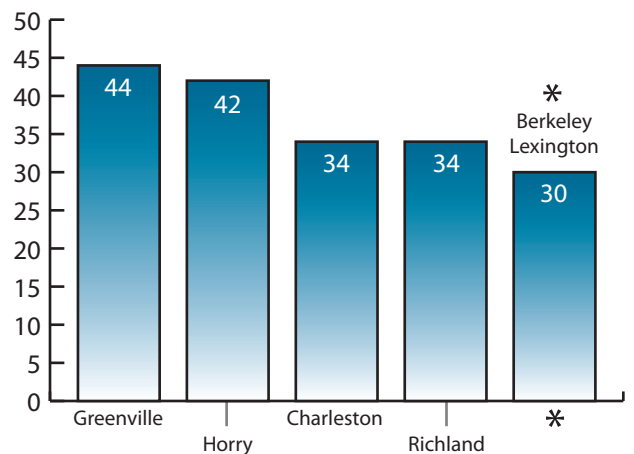
Although fatalities are down in 2009 compared to the same period last year, deaths caused by DUI have increased by 29 (208 in '08 to 237 in '09).

Fatalities by Route Category (Sep. 2009)



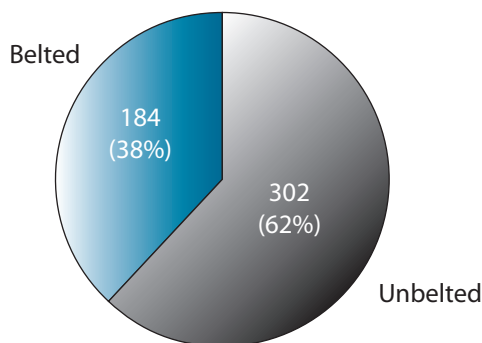
Fatalities on secondary roads have decreased by nearly 10% thus far in 2009 compared to 2008.

Top Fatality Counties (Sep. 2009)



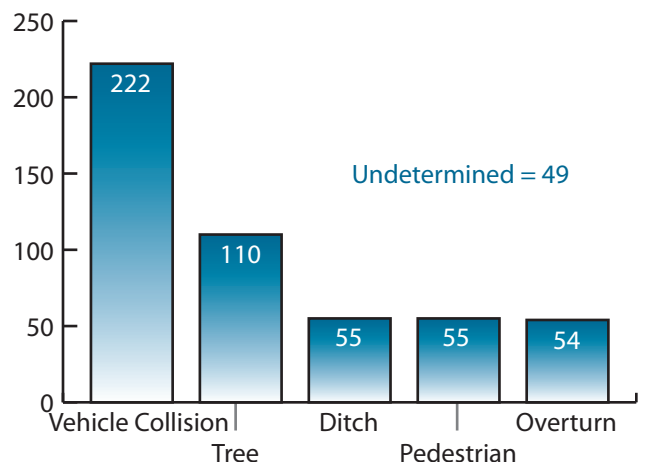
Lexington County has seen the largest decrease in fatalities as compared to 2008, dropping from 45 in 2008 to 30 over the same period this year. Horry County has seen the largest increase, up to 42 from 34 in 2008.

Fatalities by Restraint Usage (Sep. 2009)



This graphic does not include 186 people (pedestrians, motorcyclists and others) who were killed and did not have access to restraints.

Top Crash Events (Sep. 2009)



Roadway departure crashes, especially those involving trees and ditches, continue to claim a significant proportion of traffic deaths in South Carolina.