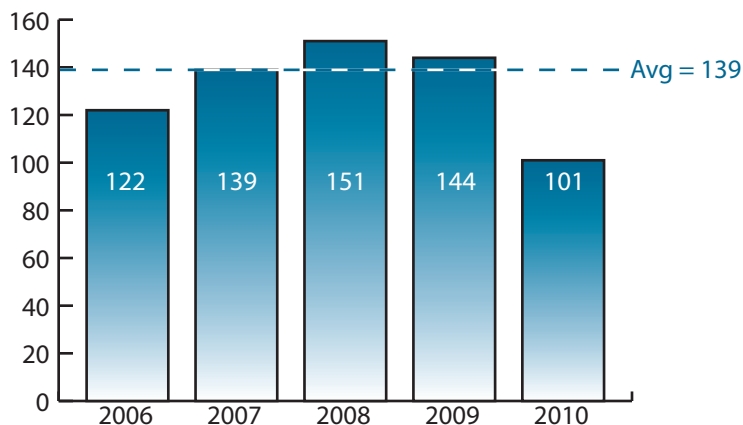


# SOUTH CAROLINA TRAFFIC FATALITY REPORT FOR 2010

Statistics through February 2010

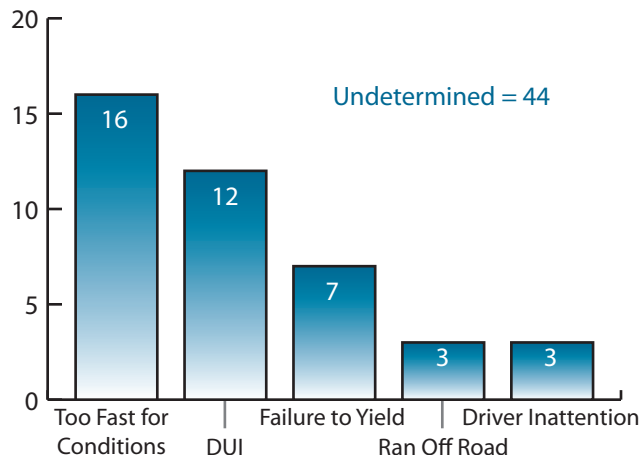
(All data is preliminary)

## 2006 - 2010 Fatality Comparison through February



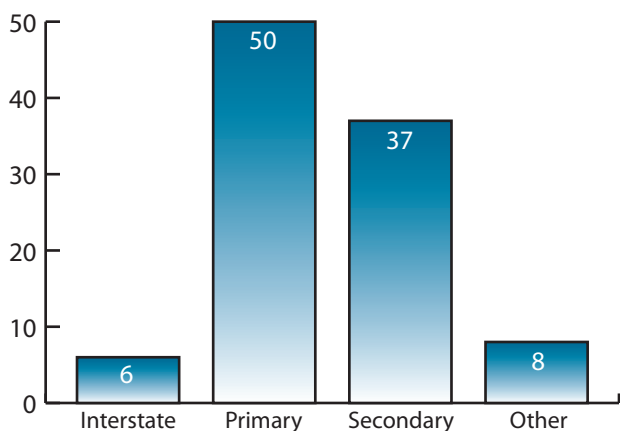
Preliminary crash statistics for 2010 indicate fatalities are 30% below those from 2009 and more than 25% below the four-year average.

## Top Probable Causes



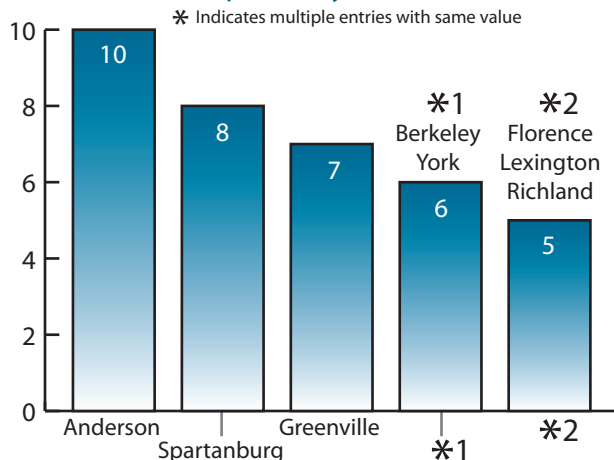
Many probable causes have yet to be determined for 2010 fatality crashes. Of those that have been reported, driving too fast for conditions is the leading probable cause followed by DUI.

## Fatalities by Route Category



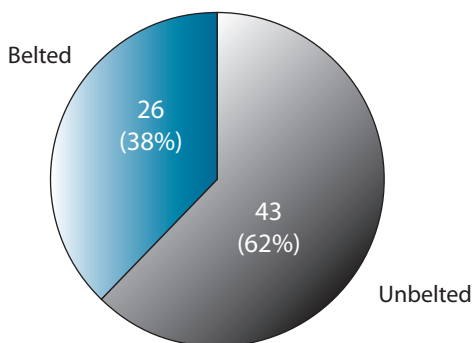
Nearly half of all fatalities in 2010 have occurred on primary routes. Over one-third have occurred on secondary roadways.

## Top Fatality Counties



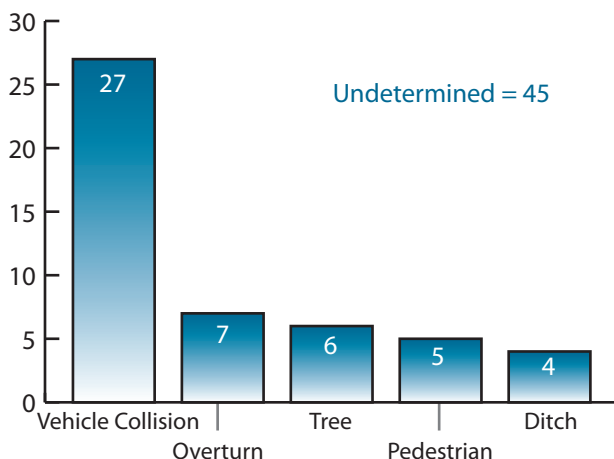
Anderson County leads the state in traffic fatalities in 2010 with 10, which is 3 more than they had in 2009 during the first 2 months.

## Fatalities by Restraint Usage



This graphic does not include 32 people (pedestrians, motorcyclists and others) who were killed and did not have access to restraints.

## Top Crash Events



Fatalities involving vehicles running off the road (i.e. tree, overturn, and ditch) continue to account for many deaths on South Carolina roadways.